

PROUD SPONSOR OF  
THE U.S. SKI TEAM

# HOT TUB COLLECTIONS



**INDUSTRY LEADERSHIP** THE JACUZZI® BRAND IS AN ICON. LEGENDARY FOR PERFORMANCE, RELIABILITY AND EASE OF USE, WE SET THE STANDARD BY WHICH ALL HOT TUBS ARE MEASURED. AND WHILE IMITATION MAY BE THE SINCEREST FORM OF FLATTERY, ONLY 60 YEARS OF INNOVATION CAN PRODUCE HOT TUB DESIGNS MADE TO THE DEMANDING STANDARDS OF THE JACUZZI® BRAND.





J-585™ Model Shown

60

YEARS

OF HYDROTHERAPY

**HERITAGE** WHEN THE SEVEN JACUZZI BROTHERS IMMIGRATED TO THE UNITED STATES, THEY HAD NO IDEA THAT A PUMP THEY DESIGNED FOR ORCHARDS WOULD REVOLUTIONIZE HYDROTHERAPY IN THE HOME. AND WHILE THE FAMILY'S CRITICAL NEED TO CHANGE THE LIFE OF A CHILD TRIGGERED THIS THERAPEUTIC INVENTION, A DESIRE FOR WELLNESS PIONEERED AN INDUSTRY.



# THE NAME THAT LAUNCHED AN INDUSTRY CONTINUES TO REDEFINE IT



J-575™ Model Shown

By 1920 all of the Jacuzzi Brothers had immigrated to the United States, determined to change the world with their inventions. Starting by laying roots in the aviation industry, their invention of a hydraulic aircraft pump led them to the creation of a deep well agricultural pump.

By the 1940's, 15-month-old Kenneth Jacuzzi was diagnosed with debilitating rheumatoid arthritis. When traveling for hydrotherapy treatments at a distant hospital began to wear on his child, Candido redesigned the agricultural pump into what's known as the J-300™ hydromassage pump, turning any soaking bathtub into a relaxing and rejuvenating hydrotherapeutic spa, and allowing Kenneth to return to the family home.

Overwhelming demand for the hydromassage pump led to the founding of Jacuzzi in 1956 and the whirlpool bathing category was born. Since then, the company continued to lead and grow the new industry, from integrating pumps and jets into their flagship bathtub to launching their first bath that worked both indoors and outdoors. And as the first to highly-engineer jets, the Jacuzzi® Brand has become synonymous with jetted hydrotherapy and well-being.

With a foundation in health and wellness and a dedication to research and innovation, Jacuzzi continues to develop products that improve lives and lead the industry.

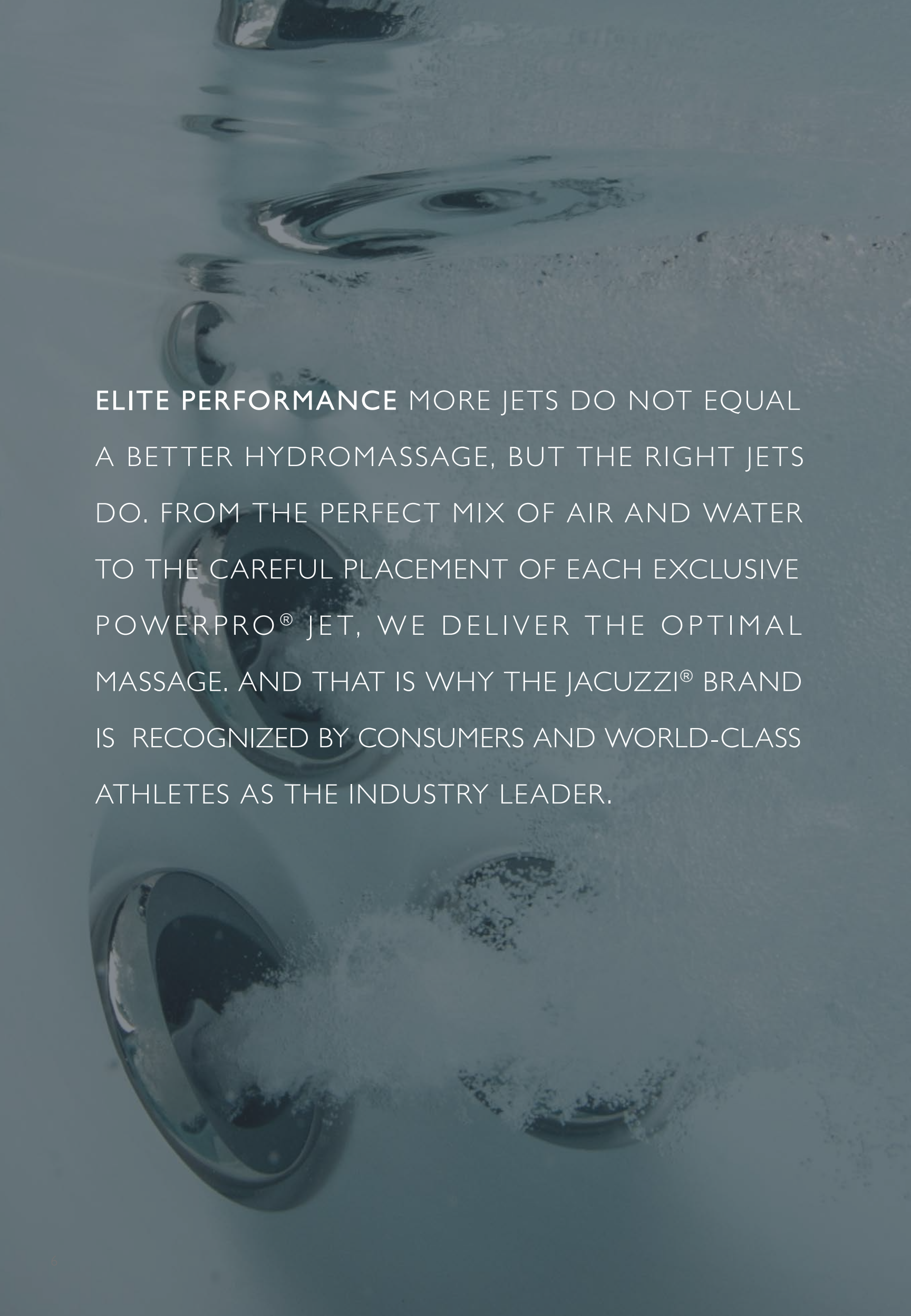
**EXCELLENCE** JACUZZI® BRAND HOT TUBS ARE DESIGNED FOR RELIABILITY. EVERY PART YOU SEE – AND EVEN THOSE YOU DON'T – IS EXCEPTIONALLY ENGINEERED WITH THE BEST MATERIALS TO ENSURE A SUPERIOR PRODUCT. WITH MORE THAN 250 QUALITY CHECKS AND OUTSTANDING INSPECTION STANDARDS, JACUZZI® HOT TUBS HAVE A REPUTATION FOR DEPENDABILITY.

# FEATURES AND BENEFITS



J-480™ Model Shown

- ① **DURABLE ACRYLIC SHELL**  
TriFusion™ process with reinforced backing for longer lasting, crack-resistant surface
- ② **FULL FOAM INSULATION**  
Quieter performance while helping to maintain water temperature and support pipes
- ③ **PROPOLYMER™ FOUNDATION**  
Protects equipment from moisture and the elements
- ④ **ENGINEERED SEATING**  
Designed to create an ergonomic harmony between the human body and moving water
- ⑤ **PROENDURE™ SYNTHETIC WOOD CABINET**  
UV-resistant to withstand weather and stay beautiful longer
- ⑥ **SOPHISTICATED CONTROL SYSTEM**  
Intuitive and easy-to-use controls, even in the dark



**ELITE PERFORMANCE** MORE JETS DO NOT EQUAL  
A BETTER HYDROMASSAGE, BUT THE RIGHT JETS  
DO. FROM THE PERFECT MIX OF AIR AND WATER  
TO THE CAREFUL PLACEMENT OF EACH EXCLUSIVE  
POWERPRO<sup>®</sup> JET, WE DELIVER THE OPTIMAL  
MASSAGE. AND THAT IS WHY THE JACUZZI<sup>®</sup> BRAND  
IS RECOGNIZED BY CONSUMERS AND WORLD-CLASS  
ATHLETES AS THE INDUSTRY LEADER.



<b>FX-S</b>	<b>FX</b>	<b>FX-R</b>	<b>NX2</b>	<b>FX-LR</b>	<b>MX2</b>	<b>BX</b>	<b>FX-L</b>	<b>IX</b>	<b>RX</b>	<b>PX</b>	<b>FX-D</b>
J-500™, J-400™, J-LX® AND J-300™						J-300™ EXCLUSIVE	J-400™ J-300™	J-400™ EXCLUSIVE	J-500™ J-400™ J-LX®	J-500™ J-400™	J-500™ EXCLUSIVE

POWERPRO® JETS COLLECTION KEY

# POWERPRO® JETS\* COLLECTION



**FX-S** FX Small Jet



**PX** PX Jet



**BX** BX Jet



**FX** FX Jet



**FX-R** FX Rotational Jet



**NX2** NX2 Jet



**RX** RX Jet



**FX-D** FX Directional



**FX-LR** FX Large Rotational Jet



**FX-L** FX Large Jet



**MX2** MX2 Jet



**IX** IX Jet

## JACUZZI® EXCLUSIVE POWERPRO® JET TECHNOLOGY

**FX-S** **POWERPRO® FX SMALL**  
Based on FX technology, the FX Small Jets are perfect for a focused massage on key pressure points such as your feet.

**PX** **POWERPRO® PX**  
Perfect for small muscle groups in the wrists, hands and legs, the gentle pulsating massage can be adjusted for different rates of flow.

**BX** **POWERPRO® BX**  
Exclusive to the J-300™ Collection, the comforting yet rejuvenating bubbling effect massages the calves.

**FX** **POWERPRO® FX**  
The unique rifling action creates a rejuvenating, spiral stream of air and water, perfect for stimulating muscle groups.

**FX-R** **POWERPRO® FX ROTATIONAL**  
Focusing on smaller muscle groups with a kneading effect, the FX Rotational Jet stimulates surrounding tissue.

**NX2** **POWERPRO® NX2**  
This directional jet effectively relieves tension and strain in the sensitive and hard-to-reach neck area through a highly focused stream of water.

**RX** **POWERPRO® RX**  
The spinning RX Jet delivers comforting relief to the back and shoulders utilizing the highest performance hydromassage the Jacuzzi® Brand offers.

**FX-D** **POWERPRO® FX DIRECTIONAL**  
Designed to relieve tension and improve circulation, this spiral action directional jet delivers a bold, targeted massage to the hips.

**FX-LR** **POWERPRO® FX LARGE ROTATIONAL**  
With a wide swath that provides an exceptional massage for large muscles, the rotational action can help overworked, overstressed muscles and joints.

**FX-L** **POWERPRO® FX Large**  
Focusing on the middle of the back to relieve tension and muscle strain, the spiral action massage promotes better circulation.

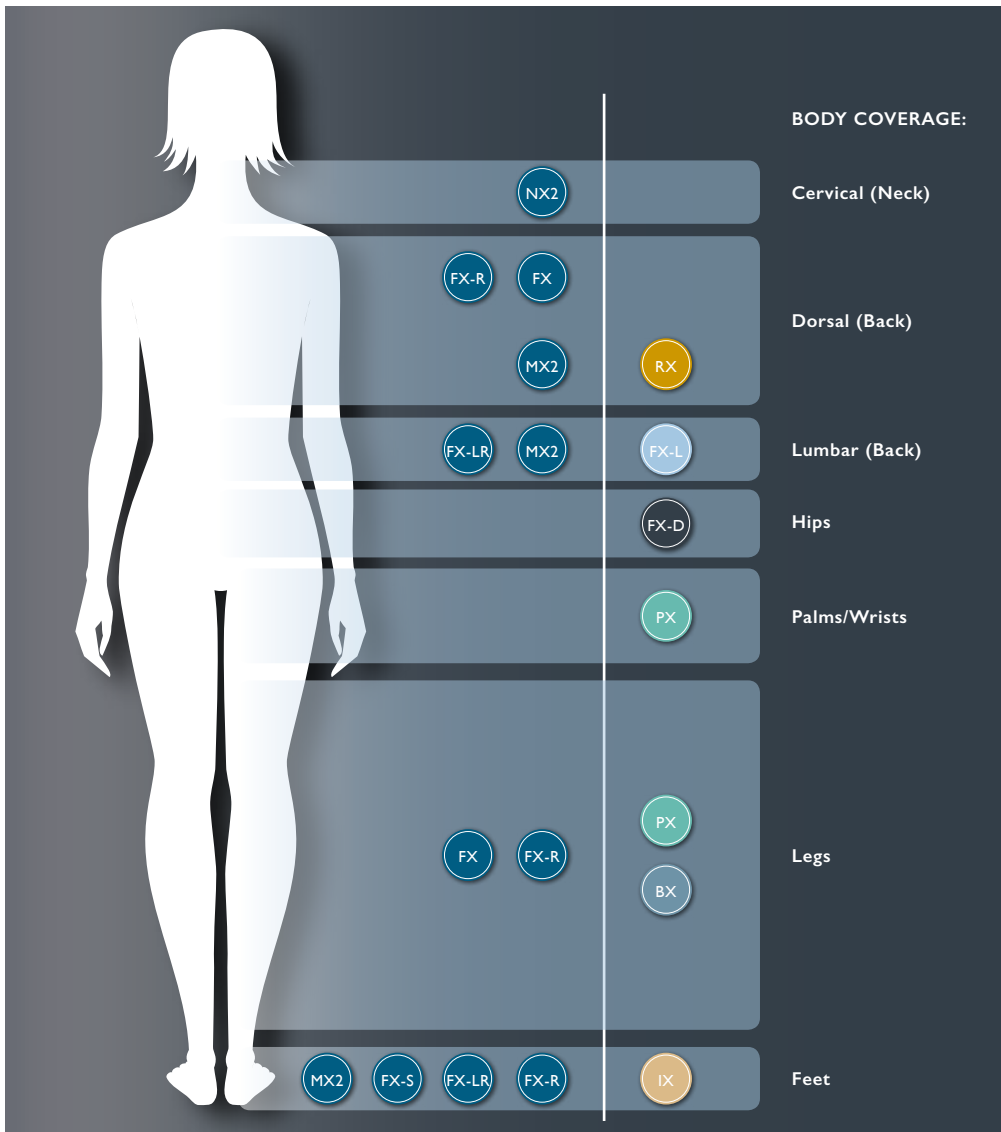
**MX2** **POWERPRO® MX2**  
Based on the form and function of the original Jacuzzi® Jet, the new-generation jets deliver maximum volume at a higher air-to-water ratio to deliver a bold massage to the muscles in the lower back.

**IX** **POWERPRO® IX**  
Creating a stream of effervescent light, the combination of LED lighting and maximum airflow creates dramatic champagne-like bubbles.

\*PowerPro® Jets are available in select models in the J-500™, J-400™, J-LX® and J-300™ Collections. Sizes shown are approximate.

**HYDROMASSAGE** RESEARCH SUPPORTS THE BENEFITS OF HYDROTHERAPY FOR STRESS, LOWER BACK PAIN, SLEEPLESSNESS, POST EXERCISE RECOVERY, RESTLESS LEG SYNDROME, LEG CRAMPS, ARTHRITIS AND FIBROMYALGIA.

# JACUZZI® HYDROMASSAGE

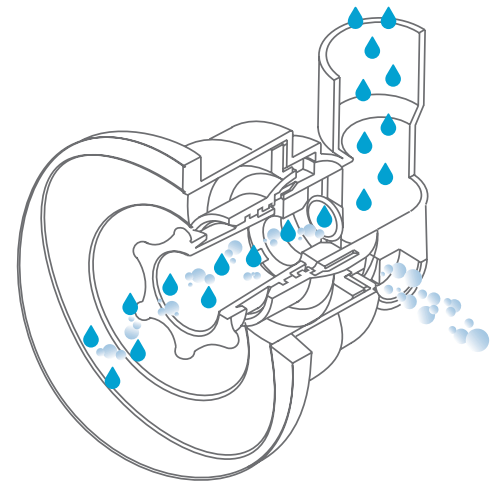


## EXCLUSIVE POWERPRO® JET SYSTEM

Utilizing Jacuzzi® Aqualibrium®, the combination of versatile PowerPro® Jets, and our ergonomically designed seats, our products deliver an adjustable high-flow, low-pressure hydromassage that feels like no other.

## AQUALIBRIUM®

The perfect mix of air and water.



### THE RX JET THERAPY SEAT

The spinning RX Jet delivers comforting relief to the back and shoulders utilizing the highest performance hydromassage the Jacuzzi Brand offers. This customer favorite seat is available in our J-500™, J-400™ and J-LX® Collections.



### THE MX2 JET THERAPY SEAT

The deeply contoured bold lower back seat supports your body in the ideal position for a powerful maximum volume and low pressure deep tissue massage. Recognized as our original Jacuzzi® Jet, the MX2 Jet seat delivers a concentrated massage especially effective for larger muscles in the lower back.



### THE FX-12 THERAPY SEAT

The full coverage neck and back seat not only delivers deep, adjustable pressure to relieve chronic aches and pains. The FX-12 seat also targets muscle tension in your calves and feet for a full-body experience.



### THE PROAIR™ LOUNGE

The perfect combination of two types of PowerPro® Jets, this muscle knot release lounge seat stimulates surrounding tissue. The upper back rotating massage of the FX Rotational Jets eases the tension of the muscles along your neck and shoulders while the rifling action targets the smaller muscle groups of your legs and lower back.



**CONVENIENCE** SOPHISTICATED YET SIMPLE, OUR WATER MANAGEMENT SYSTEM IS TRULY DESIGNED FOR EASE OF USE AND EXCEPTIONAL PERFORMANCE. UTILIZING CLEAR**RAY**<sup>®</sup> TECHNOLOGY AND UP TO FIVE STAGES OF WATER MANAGEMENT, SIMPLY, JACUZZI<sup>®</sup> BRAND TECHNOLOGY MAKES IT EASY TO MAINTAIN CLEAN AND CLEAR WATER.

# WATER CARE

## PROCLEAR™ PLUS

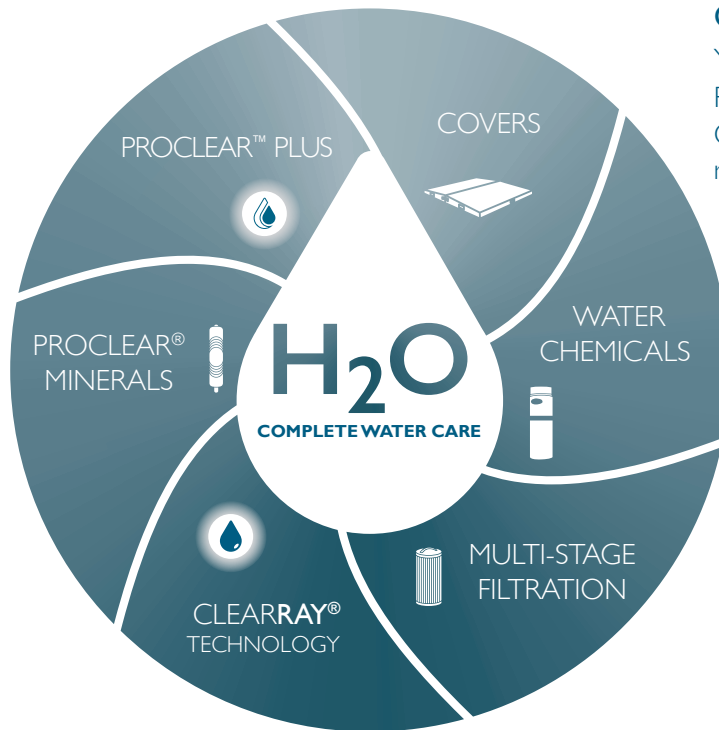
Boosts performance and provides a full systems clean

## PROCLEAR® MINERALS

Conditions water with trace elements of silver to keep your hot tub water fresh when used alongside chlorine or bromine; fits into convenient twist-off cap of filter designed to fit mineral cartridge seamlessly

## CLEARRAY® TECHNOLOGY

Sanitizes water with the power of nature-inspired UV-C without damaging hot tub shell or equipment



## COVERS

Your first line of defense in water care. From basic vinyl to premium PROLAST™ Covers, Jacuzzi® genuine hot tub covers retain heat and keep water cleaner

## WATER CHEMICALS

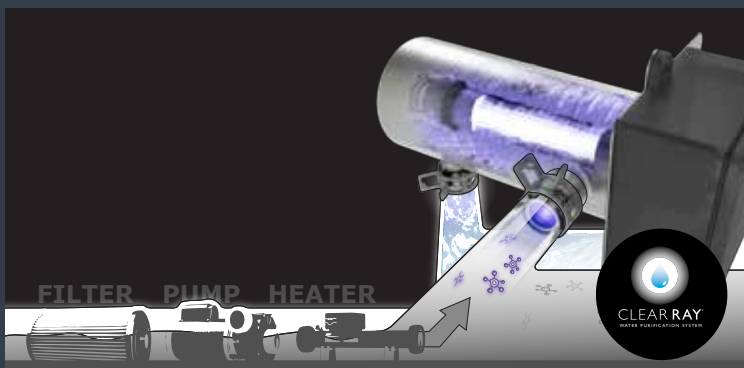
A complete line of water care products that support the proper foundation for balanced water

## MULTI-STAGE FILTRATION

Up to five stages of filtration to ensure clear water to the finest particle for clean water quickly

While all models in every collection utilize CLEARRAY® technology, the five stage water management process starts with the ProClarity™ filtration system. This step helps to ensure clean, sparkling water quickly by catching tiny debris and particles that other filters miss. Next, the ProClear® filter works to clarify water even when the jets are not running. Then, the surface skimming weir and ProCatch™ bag work together to clean the surface while trapping large debris for easy removal. Finally, a pleated cartridge filter operates with your hot tub's hydromassage pump to remove large and small particles providing the cleanest water.

MULTI-STAGE FILTRATION PROCESS					
	Pleated Filter	Surface Skimmer	ProCatch™ Filter Bag	ProClear™ Filter	ProClarity™ Filter
J-500™	✓	✓	✓	✓	✓
J-400™	✓	✓	✓	✓	✓
J-LX®	✓	✓	✓	✓	*Optional upgrade
J-300™	✓	✓	✓	✓	*Optional upgrade
J-200™	✓	✓			



The CLEARRAY® Water Management System offers clean and clear water. Using UV-C technology to neutralize waterborne pathogens and reduce the amount of sanitizer you use, maintaining clean, fresh, clear water has never been easier. CLEARRAY® comes standard on all models and requires a simple annual bulb change.



Ensure your Jacuzzi® Hot Tub operates at peak performance longer with Jacuzzi® Genuine Parts and Accessories.





# J-400™

## DESIGNER COLLECTION



### FEATURES:

- DISTINCT HIGH BACK DESIGN
- PROTOUCH™ CONTROL
- POWERPRO® JETS
- SPECIALTY POWERPRO® RX AND PX JETS
- EXCLUSIVE IX JET LIGHTING
- CLEARRAY® SYSTEM
- 5-STAGE FILTRATION SYSTEM
- PROSTREAM™ FILTER PUMP
- PROPOLYMER™ FOUNDATION
- SMART ACCESS DOOR
- QUICK DRAIN SYSTEM
- WATERCOLOUR™ WATERFALL
- PREMIUM LED LIGHTING
- ADJUSTABLE, BACKLIT HEADREST
- ILLUMINATED CUP HOLDERS
- STATUS INDICATOR LIGHT

### OPTIONAL FEATURES:

- BLUEWAVE® INTEGRATED SPA STEREO SYSTEM
- PROLINK™ REMOTE MONITORING
- PREMIUM SPEAKERS
- AMPLIFIED SUB-WOOFER
- SMARTSEAL® INSULATION



### PERFORMANCE

- Offers nine distinct PowerPro® Jets for more hydromassage coverage, including the pulsating PowerPro® PX Jet, spinning PowerPro® RX Jet and bold PowerPro® MX2 Jet, available in the J-400™ Collection
- Features more top-of-the-line rotational PowerPro® RX Jets
- Illuminates above and below the water with the most LED light integration, including the PowerPro® IX Jet combining effervescent bubbles with high-output LED lighting, exclusive to the J-400™ Collection

### DESIGN

- Composed with an elevated back design to form an exclusive, distinct design profile
- Incorporates a touchscreen control with a simplified user interface to make usage and maintenance easy
- Showcases higher, backlit waterfalls that cascade water down your neck and back while providing a more breathtaking effect

### EASE OF USE

- Operates maximum filter processes and purifies hot tub water as needed with CLEARRAY® On-Demand
- Eases maintenance with push-button Smart Access Door for tool-free removal
- Boasts compatibility with ProLink™ Monitoring App for access to remote monitoring, reminders and service needs









# J-LX<sup>®</sup>

## ENERGY-EFFICIENT COLLECTION



### FEATURES:

- ENERGY EFFICIENT PERFORMANCE
- PATENTED TOP DECK DESIGN
- POWERPRO<sup>®</sup> JETS
- SPECIALTY POWERPRO<sup>®</sup> RX JET
- CLEARARRAY<sup>®</sup> SYSTEM
- 4-STAGE FILTRATION SYSTEM
- PROSTREAM<sup>™</sup> FILTER PUMP
- PROPOLYMER<sup>™</sup> FOUNDATION
- SLEEK INTEGRATED WATERFALL
- FILTERED LED LIGHTING
- LED DISPLAY
- COMFORTABLE HEADRESTS

### OPTIONAL FEATURES:

- BLUEWAVE<sup>®</sup> STEREO WITH REMOTE
- PREMIUM SPEAKERS
- AMPLIFIED SUB-WOOFER
- ADVANCED, FACTORY-INSTALLED INSULATION



### PERFORMANCE

- Delivers exclusive massage options with the bold PowerPro<sup>®</sup> MX2 Jet and spinning PowerPro<sup>®</sup> RX Jet, not available in the J-300<sup>™</sup> or J-200<sup>™</sup> Collections
- Exceeds energy efficiency standards without reduced jet power
- Maintains water temperature more efficiently with a low-watt density heater

### DESIGN

- The exclusive patented flat surface deck design eliminates exposed acrylic, creating a minimalist look, while the stainless steel adds a crisp accent to the cabinet's corners
- The optional ProEndure<sup>™</sup> cover with Sunbrella<sup>®</sup> fabric, for greater durability than vinyl
- ProSteps<sup>™</sup> built to match the spa's cabinetry, feature a handrail for easy entry and exit and an integrated storage compartment

### ENERGY EFFICIENCY

- Combines high performance hot tub technology with the latest innovations in energy efficiency
- The J-LX<sup>®</sup> Collection is made with 1.5" of high density heat retaining backing in conjunction with our full foam filled insulation resulting in the most energy efficient spa in its class
- Streamlined, intuitive control panel for ease of use







# J-300™

## COMFORT COLLECTION



### FEATURES:

- POWERPRO® JETS
- SPECIALTY POWERPRO® BX AND FX-L JETS
- ILLUMINATED CONTROL
- CLEARRAY® ON-DEMAND
- 4-STAGE FILTRATION SYSTEM
- PROSTREAM™ CIRCULATION PUMP
- PROPOLYMER™ FOUNDATION
- SMART ACCESS DOOR
- WATER RAINBOW® WATERFALL
- PROLITE™ LED LIGHTING
- REVERSIBLE BACKLIT HEADRESTS
- ILLUMINATED CUP HOLDERS

### OPTIONAL FEATURES:

- BLUEWAVE® STEREO WITH REMOTE
- PROLINK™ REMOTE MONITORING
- STANDARD SPEAKERS
- SUB-WOOFER
- SMARTSEAL® INSULATION



### PERFORMANCE

- Delivers a superior hydromassage with PowerPro® Jets
- Features the bubbler PowerPro® BX Jet, exclusive to the J-300™ Collection
- Minimizes water debris with ProStream™ filter

### DESIGN

- Enhances comfort with ergonomically-designed seating
- Incorporates more LED lighting coverage underwater and above the water
- Increases comfort with repositionable headrests

### EASE OF USE

- Promptly purifies hot tub water with CLEARRAY® On-Demand
- Eases maintenance with push-button Smart Access Door for tool-free removal
- Makes usage and maintenance effortless with illuminated topside control panel and back-lit buttons
- Boasts compatibility with ProLink™ Monitoring App for access to remote monitoring, reminders and service needs







# J-200™

## CLASSIC COLLECTION



### FEATURES:

- CLASSIC JETS
- 2-STAGE FILTRATION SYSTEM
- COMFORTABLE HEADRESTS
- BUILT-IN DRINK HOLDERS
- CLASSIC WATERFALL
- MULTI-COLORED LIGHTING

### OPTIONAL FEATURES:

- BLUEWAVE® SPA STEREO SYSTEM
- STANDARD SPEAKERS



### PERFORMANCE

- Offers a complete hydromassage experience with tested jet placement
- Expands ergonomic options with a variety of jet configurations to find you the right massage

### DESIGN

- Maximizes durability and efficiency with strong acrylic shell and full foam insulation
- Features UV-resistant cabinet that stays beautiful longer

### EASE OF USE


- Simplifies usage with one-button operation controls
- Facilitates maintenance with top-loading filtration system



PERSONALIZED STYLE PART INSTINCT, PART DESIGN SENSE, YOUR COLOR PREFERENCES ARE AN EXTENSION OF YOUR HOME AND PERSONAL STYLE. JUST CONSIDER WHERE YOU WILL INSTALL YOUR HOT TUB, DEFINE YOUR DECOR PERSONALITY AND LISTEN TO YOUR INSTINCTS. REGARDLESS OF WHICH ACRYLIC, SKIRTING OR COVER CHOICE SPEAKS TO YOU, THE QUALITY AND DURABILITY THAT COMES WITH THE JACUZZI® BRAND IS CONSTANT.

Explore color options by visiting  
[www.jacuzzi.com/hot-tubs/color-selector](http://www.jacuzzi.com/hot-tubs/color-selector)

## ACRYLIC OPTIONS



Porcelain\*



Platinum



Opal\*



Silver Pearl



Sahara



Sandstone\*



Desert Sand



Monaco



Caribbean Surf\*



Midnight\*

## SKIRTING OPTIONS



Brazilian Teak Skirting



Silverwood Skirting



Roasted Chestnut Skirting

## COVER OPTIONS

PROLAST™ COVERS



Black



Sienna



Gray

### PROLAST™ COVERS

Make protecting your investment both stylish and simple

- Premium look
- UV resistant
- Water resistant
- Lighter than vinyl without losing durability
- Easy to clean
- Longer warranty

VINYL COVERS



Bordeaux Cover



Silverwood Cover

\*Color available in select models, see your dealer for details.



# SPECIFICATION CHART

## J-400™ COLLECTION



### J-495™

SEATING CAPACITY 8-9 adults  
 DIMENSIONS\* 90 x 110 x 41 in - 46 in back  
 229 x 279 x 104 cm - 116 cm back  
 DRY WEIGHT 1,139 lbs. (517 kg.)  
 TOTAL FILLED WEIGHT 6,310 lbs. (2,862 kg.)  
 AVERAGE SPA VOLUME 520 US gallons (1,968 liters)  
 ELECTRICAL 240VAC 60Hz 50A/60A  
 230VAC 50Hz 24A/23A

TOTAL JETS BY TYPE:



### J-480™

SEATING CAPACITY 5-6 adults  
 DIMENSIONS\* 94 x 94 x 39 in - 44 in back  
 239 x 239 x 99 cm - 112 cm back  
 DRY WEIGHT 1,001 lbs. (454 kg.)  
 TOTAL FILLED WEIGHT 6,005 lbs. (2,724 kg.)  
 AVERAGE SPA VOLUME 480 US gallons (1,817 liters)  
 ELECTRICAL 240VAC 60Hz 40A/50A/60A  
 230VAC 50Hz 17A/13A

TOTAL JETS BY TYPE:



### J-470™

SEATING CAPACITY 6-7 adults  
 DIMENSIONS\* 91 x 91 x 39 in - 44 in back  
 231 x 231 x 112 cm - 112 cm back  
 DRY WEIGHT 950 lbs. (431 kg.)  
 TOTAL FILLED WEIGHT 5,620 lbs. (2,549 kg.)  
 AVERAGE SPA VOLUME 450 US gallons (1,703 liters)  
 ELECTRICAL 240VAC 60Hz 40A/50A/60A  
 230VAC 50Hz 17A/13A

TOTAL JETS BY TYPE:



### J-465™

SEATING CAPACITY 5-6 adults  
 DIMENSIONS\* 88 x 88 x 39 in - 43 in back  
 224 x 224 x 109 cm - 109 cm back  
 DRY WEIGHT 906 lbs. (411 kg.)  
 TOTAL FILLED WEIGHT 5,159 lbs. (2,340 kg.)  
 AVERAGE SPA VOLUME 410 US gallons (1,552 liters)  
 ELECTRICAL 240VAC 60Hz 40A/50A/60A  
 230VAC 50Hz 17A/13A

TOTAL JETS BY TYPE:



POWERPRO® JETS COLLECTION KEY

J-400™ POWERPRO® SPECIALTY JETS:



### J-425™

SEATING CAPACITY 4-5 adults  
 DIMENSIONS\* 76 x 87 x 34 in - 39 in back  
 193 x 221 x 86 cm - 99 cm in back  
 DRY WEIGHT 796 lbs. (361 kg.)  
 TOTAL FILLED WEIGHT 4,382 lbs. (1,988 kg.)  
 AVERAGE SPA VOLUME 340 US gallons (1,287 liters)  
 ELECTRICAL 240VAC 60Hz 40A/50A/60A  
 230VAC 50Hz 17A/13A

TOTAL JETS BY TYPE:



### J-415™

SEATING CAPACITY 2-3 adults  
 DIMENSIONS\* 76 x 66 x 32 in  
 193 x 168 x 81 cm  
 DRY WEIGHT 585 lbs. (265 kg.)  
 TOTAL FILLED WEIGHT 3,004 lbs. (1,362 kg.)  
 AVERAGE SPA VOLUME 230 US gallons (871 liters)  
 ELECTRICAL 240VAC 60Hz 40A or 50A  
 230VAC 50Hz 17A/13A

TOTAL JETS BY TYPE:



## J-LX® COLLECTION

J-LX® POWERPRO® SPECIALTY JETS:



### J-LX®

SEATING CAPACITY 6-7 adults  
 DIMENSIONS\* 84 x 84 x 36 in  
 214 x 214 x 92 cm  
 DRY WEIGHT 876 lbs. (397 kg.)  
 TOTAL FILLED WEIGHT 5,046 lbs. (2,289 kg.)  
 AVERAGE SPA VOLUME 390 US gallons (1,476 liters)  
 ELECTRICAL 240VAC 60HZ 40A/50A/60A  
 230-240VAC 50HZ 20A/30A/40A

TOTAL JETS BY TYPE:



### J-LXL®

SEATING CAPACITY 5-6 adults  
 DIMENSIONS\* 84 x 84 x 36 in  
 214 x 214 x 92 cm  
 DRY WEIGHT 896 lbs. (406 kg.)  
 TOTAL FILLED WEIGHT 5,066 lbs. (2,298 kg.)  
 AVERAGE SPA VOLUME 390 US gallons (1,476 liters)  
 ELECTRICAL 240VAC 60HZ 40A/50A/60A  
 230-240VAC 50HZ 20A/30A/40A

TOTAL JETS BY TYPE:





# SPECIFICATION CHART

## J-300™ COLLECTION



### J-385™

SEATING CAPACITY 6-7 adults  
 DIMENSIONS\* 91 x 91 x 38 in  
 (231 x 231 x 97 cm)  
 DRY WEIGHT 916 lbs. (415 kg.)  
 TOTAL FILLED WEIGHT 5,753 lbs. (2,610 kg.)  
 AVERAGE SPA VOLUME 500 US gallons (1,893 liters)  
 ELECTRICAL 240VAC 60HZ 40A/50A/60A  
 TOTAL JETS BY TYPE: 230VAC 50HZ 17A/13A



### J-375™

SEATING CAPACITY 5-6 adults  
 DIMENSIONS\* 91 x 91 x 38 in  
 (231 x 231 x 97 cm)  
 DRY WEIGHT 897 lbs. (407 kg.)  
 TOTAL FILLED WEIGHT 5,734 lbs. (2,601 kg.)  
 AVERAGE SPA VOLUME 470 US gallons (1,779 liters)  
 ELECTRICAL 240VAC 60HZ 40A/50A/60A  
 TOTAL JETS BY TYPE: 230VAC 50HZ 17A/13A



### J-365™

SEATING CAPACITY 6-7 adults  
 DIMENSIONS\* 84 x 91 x 38 in  
 (214 x 231 x 97 cm)  
 DRY WEIGHT 868 lbs. (394 kg.)  
 TOTAL FILLED WEIGHT 5,038 lbs. (2,285 kg.)  
 AVERAGE SPA VOLUME 440 US gallons (1,666 liters)  
 ELECTRICAL 240VAC 60HZ 40A/50A/60A  
 TOTAL JETS BY TYPE: 230VAC 50HZ 17A/13A



### J-355™

SEATING CAPACITY 5-6 adults  
 DIMENSIONS\* 84 x 91 x 38 in  
 (214 x 231 x 97 cm)  
 DRY WEIGHT 836 lbs. (379 kg.)  
 TOTAL FILLED WEIGHT 4,923 lbs. (2,233 kg.)  
 AVERAGE SPA VOLUME 400 US gallons (1,514 liters)  
 ELECTRICAL 240VAC 60HZ 40A/50A/60A  
 TOTAL JETS BY TYPE: 230VAC 50HZ 17A/13A



### J-345™

SEATING CAPACITY 6-7 adults  
 DIMENSIONS\* 84 x 84 x 36 in  
 (214 x 214 x 92 cm)  
 DRY WEIGHT 825 lbs. (374 kg.)  
 TOTAL FILLED WEIGHT 4,661 lbs. (2,114 kg.)  
 AVERAGE SPA VOLUME 370 US gallons (1,401 liters)  
 ELECTRICAL 240VAC 60HZ 40A/50A/60A  
 TOTAL JETS BY TYPE: 230VAC 50HZ 17A/13A



### J-335™

SEATING CAPACITY 5-6 adults  
 DIMENSIONS\* 84 x 84 x 36 in  
 (214 x 214 x 92 cm)  
 DRY WEIGHT 754 lbs. (342 kg.)  
 TOTAL FILLED WEIGHT 4,507 lbs. (2,044 kg.)  
 AVERAGE SPA VOLUME 360 US gallons (1,363 liters)  
 ELECTRICAL 240VAC 60HZ 40A/50A/60A  
 TOTAL JETS BY TYPE: 230VAC 50HZ 17A/13A





### J-325™

SEATING CAPACITY 4-5 adults  
 DIMENSIONS\* 76 x 84 x 34 in  
 (193 x 214 x 87 cm)  
 DRY WEIGHT 687 lbs. (312 kg.)  
 TOTAL FILLED WEIGHT 4,357 lbs. (1,976 kg.)  
 AVERAGE SPA VOLUME 360 US gallons (1,363 liters)  
 ELECTRICAL 120VAC 15A or  
 240VAC 60HZ 30/40A  
 230VAC 50HZ 13A/10A

TOTAL JETS BY TYPE:



### J-315™

SEATING CAPACITY 2-3 adults  
 DIMENSIONS\* 76 x 66 x 32 in  
 (193 x 168 x 81 cm)  
 DRY WEIGHT 571 lbs. (259 kg.)  
 TOTAL FILLED WEIGHT 2,906 lbs. (1,318 kg.)  
 AVERAGE SPA VOLUME 230 US gallons (871 liters)  
 ELECTRICAL 120VAC 15A or  
 240VAC 60HZ 30/40A  
 230VAC 50HZ 13A/10A

TOTAL JETS BY TYPE:



## J-200™ COLLECTION



### J-280™

SEATING CAPACITY 6-7 adults  
 TOTAL JETS 44 Classic Jets  
 DIMENSIONS\* 90 x 90 x 37 in (229 x 229 x 94 cm)  
 DRY WEIGHT 885 lbs. (401 kg)  
 TOTAL FILLED WEIGHT 5,639 lbs. (2,558 kg)  
 AVERAGE SPA VOLUME 460 US gallons (1,741 liters)  
 ELECTRICAL 240VAC 60Hz 40A/50A/60A  
 230VAC 50Hz 20A/30A/40A



### J-275™

SEATING CAPACITY 6-7 adults  
 TOTAL JETS 45 Classic Jets  
 DIMENSIONS\* 90 x 90 x 37 in (229 x 229 x 94 cm)  
 DRY WEIGHT 807 lbs. (366 kg)  
 TOTAL FILLED WEIGHT 5,227 lbs. (2,371 kg)  
 AVERAGE SPA VOLUME 420 US gallons (1,590 liters)  
 ELECTRICAL 240VAC 60Hz 40A/50A/60A  
 230VAC 50Hz 20A/30A/40A



### J-245™

SEATING CAPACITY 6-7 adults  
 TOTAL JETS 35 Classic Jets  
 DIMENSIONS\* 84 x 84 x 36 in (214 x 214 x 92 cm)  
 DRY WEIGHT 827 lbs. (375 kg)  
 TOTAL FILLED WEIGHT 4,747 lbs. (2,153 kg)  
 AVERAGE SPA VOLUME 360 US gallons (1,363 liters)  
 ELECTRICAL 240VAC 60Hz 40A/50A/60A  
 230VAC 50Hz 20A/30A/40A



### J-235™

SEATING CAPACITY 6 adults  
 TOTAL JETS 35 Classic Jets  
 DIMENSIONS\* 84 x 84 x 36 in (214 x 214 x 92 cm)  
 DRY WEIGHT 766 lbs. (347 kg)  
 TOTAL FILLED WEIGHT 4,519 lbs. (2,050 kg)  
 AVERAGE SPA VOLUME 350 US gallons (1,325 liters)  
 ELECTRICAL 240VAC 60Hz 40A/50A/60A  
 230VAC 50Hz 20A/30A/40A



### J-210™

SEATING CAPACITY 4-5 adults  
 TOTAL JETS 19 Classic Jets  
 DIMENSIONS\* 78 x 36 in (198 x 91 cm)  
 DRY WEIGHT 527 lbs. (239 kg)  
 TOTAL FILLED WEIGHT 3,112 lbs. (1,412 kg)  
 AVERAGE SPA VOLUME 240 US gallons (908 liters)  
 ELECTRICAL 120VAC 60Hz 15A  
 240VAC 60Hz 30A/40A  
 230VAC 50Hz 20A/30A





www.jacuzzi.com  
13925 City Center Drive, Suite 200  
Chino Hills, CA 91709



©2016 Jacuzzi Hot Tubs. All rights reserved. Jacuzzi® is a registered trademark of Jacuzzi Inc. used with permission. All other brands, product names, company names, trade names, trademarks and service marks used are the property of their respective owners. Jacuzzi Hot Tubs may make product modifications and enhancements. Specifications may change without notice. International products may be configured differently to meet local electrical requirements. Dimensions are approximate. Manufactured under one or more United States patent numbers. Other patents may apply.

Part No: 2890-043C  
02/16

